

KANATER
G R O U P

Duvar Kartonpiyer Profilleri

İç Mekan

Ürünleri

HAKKIMIZDA:

KANATER GROUP markası 2019 yılında hayata merhaba dedi. **KANATER GROUP** kurulması pazarlama üzerine olmasına rağmen 2022 yılında ihracatını dünyaya açmıştır. 2023 - yılında marka tescilini alarak seri üretime başlamıştır. Bu gün **KANATER GROUP** ürünleri iç ve dış cephe süslemeleri ana grubu adı altında çoğalmaya ve gelişmeye devam ediyor. Amacımız Dünyadaki israfın azaltılmasına katkı sağlamak, yapıları daha güzel ve estetik mekanlara çevirerek insanların daha huzurlu ve mutlu yaşam sürmelerine hizmet etmekle, 100% Müşteri memnuniyeti sağlamaktır. Kendimizi müşteri istek, ihtiyaç ve memnuniyeti doğrultusunda sürekli olarak eleştirmek ve geliştirmekteyiz.

All the products are obtained with shaping high density EPS and XPS polystyrene

كل المنتجات مصنعة من الستايروفوم البوليسترين المبثوق XPS و البوليسترين الممدد EPS ذو الكثافة العالية

Todos los productos están hechos de poliestireno expandido EPS y poliestireno extruido XPS de alta densidad

Properties

- 1.1. Standard length: 2 meters
2. Color: white classification B1 unflammable products.
3. Simple assembly.
4. a long lasting
5. Different colors are available upon a request.
6. Crucial role of thermal insulation.
7. No harm to human.
8. Different models and sizes are available upon a request.

Propiedades



1. Longitud estándar: 2 metros
2. Color: blanco clasificación B1 productos ignífugos.
3. Montaje sencillo.
4. una larga duración.
5. Hay diferentes colores disponibles a pedido.
6. Papel crucial del aislamiento térmico.
7. No daña a los humanos.
8. Hay diferentes modelos y tamaños disponibles bajo pedido.

Özellikler

1. Ürünlerin standart boyu 200 cm dir.
2. Beyaz rengli olup B1 sınıfı alev yürümez malzemedir.
3. Montajı kolaydır.
4. Uzun ömürlüdür.
5. İstenilen renk su bazlı boya ile elde edilebilir.
6. Yalıtım sağlar.
7. İnsan sağlığı için zararsızdır.
8. İstenilen model ve ölçüde üretilebilir.

المواصفات

1. الطول القياسي لمعظم القطع 2 متر.
2. ذات لون ابيض تصنيف الحريق ب 1 و هي مادة غير قابلة للاشتعال و الذوبان .
3. سهولة التركيب.
4. عمرها طويل.
5. متوفرة بالوان متعددة حسب الطلب.
6. لها قابلية للعزل.
7. غير مضره بصحة الانسان صديقة للبيئة.
8. متوفرة بأشكال و أحجام مختلفة حسب الطلب.





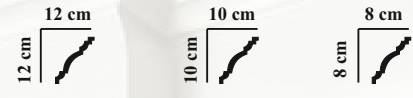
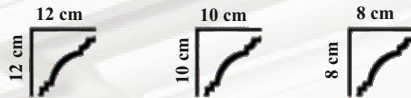
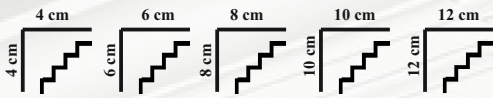
XPSC - 101



XPSC - 102



XPSC - 103




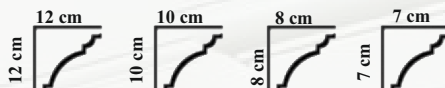

XPSC - 104



XPSC - 105



XPSC - 106



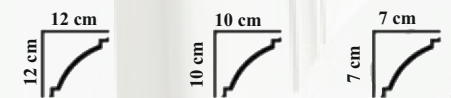
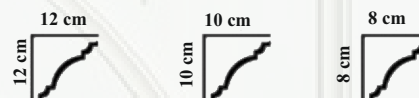
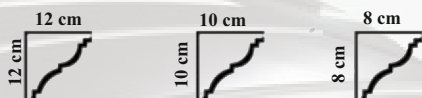
XPSC - 107



XPSC - 108



XPSC - 109



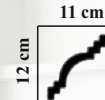
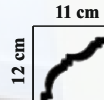
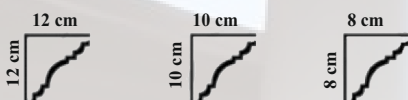
XPSC - 110




XPSC - 111

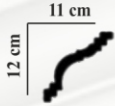


XPSC - 112





XPSC - 104



XPSC - 131



XPSC - 132



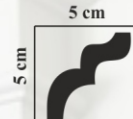
XPSC - 133



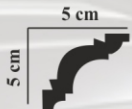
XPSC - 134



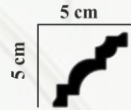
XPSC - 135



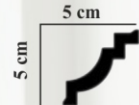
XPSC - 136



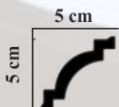
XPSC - 137



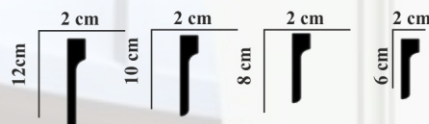
XPSC - 138



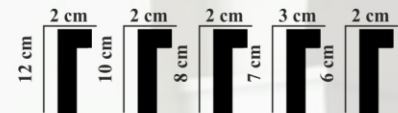
XPSC - 139



XPSC - 151

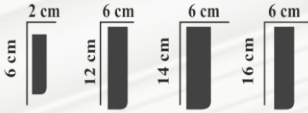


XPSC - 152

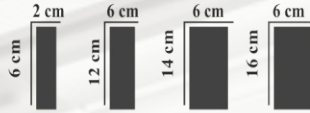




XPSC - 153



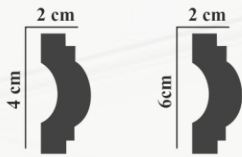
XPSC - 154



XPSC - 161



XPSC - 162



XPSC - 163



XPSC - 164



XPSC - 165



XPSC - 166




XPSC - 167

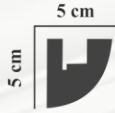




Polistren kartonpiyer yapıştırıcıları
Interior Polystyrene Adhesives
Adhesivos para poliestireno
لاصق البوليستيرين الداخلي



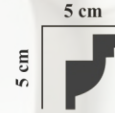
XPSL - 001




XPSL - 002




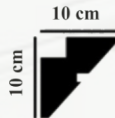
XPSL - 003



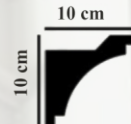
XPSL - 004





XPSL - 005



XPSL - 006




XPSL - 007




XPSL - 008



XPSL - 009



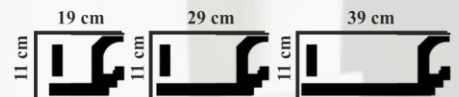
XPSL - 010




XPSL - 011

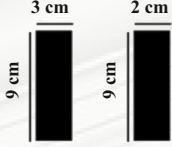


XPSL - 012

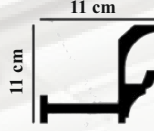





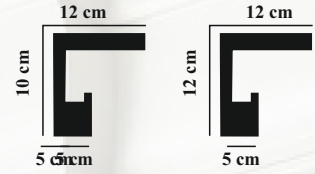
XPSL - 013



XPSL - 014



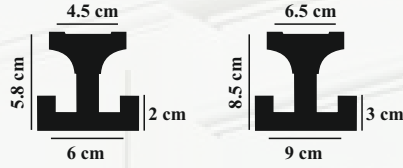
XPSL - 015




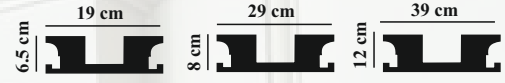
XPSL - 016



XPSL - 017



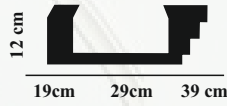
XPSL - 018



XPSC - 181



XPSC - 182




XPSC - 183



XPSC - 184





1 Kullanıma hazır halde bulunan DÜNYAFIX iç Cephe yapıştırıcısı spatula yardımıyla belirli miktarlarda alınır.
DÜNYAFIX Interior Adhesive, which is ready to use is taken by a spatula in certain amount.
تحضير الكمية المناسبة من اللاصق دنيا فيكس

2 Yüzey uygulamaya hazır hale getirilir. Kartonpiyer modelinin basar ölçüsüne göre işaretlenir, ip ile montaj hattı belirlenir.
The surface is prepared for application. The measurements are taken and marked according to the tread of selected moulding model. Montage line is determined by using a fiber.
نقوم بتجهيز السطح وتنظيفه من الاتربة والشوائب ثم نقوم بأخذ القياسات للمكان المراد الصاق البنل عليه بعمل علامات لتحديد مكان الصاق البنل

3 Kesim aparatı ile iç ve dış gönyeleri alınır.
Inner and outer miters are prepared by using a cutting apparatus.
تطبيق الأطوال المناسبة وتجهيزها للتركيب حسب القياسات المطلوبة بواسطة آلة القطع المناسبة

4 Malzemelerin birleşim yerlerine gelen kısım lama yapıştırıcı sürülmeli ve taşınmalıdır.
Adhesive must be applied at the joints of the two materials and adhesive should be effused.
يجب وضع اللاصق على كلا الطرفين من قطع الزوايه

5 İşaretlenmiş yer üzerinden hizalı bir şekilde malzeme yapıştırılır. Birleşim yerlerini aynı hizaya getirmeye ve figürleri birbirine uyumlu hale getirmeye dikkat edilmelidir.
Material is bonded through the marked line. It is paid attention for aligning the joints of materials and interlock the figures.
يتم تركيب والتنسيق من خلال الخط المحدد مسبقا. وكذلك الاهتمام بتناسق مفاصل وتمائل الشكل والزخرف

6 Sulu fırça ile ek yerleri ve temas bölgelerindeki pürüzler giderilir. İlk temizlik aşamasından 2-3 saat sonra tekrar rütüşlanmalıdır.
The burrs on the joints and contacts are corrected by a wet brush. The joints and corners should be retouched after 2 or 3 hours from the first cleaning.
يتم تصحيح الزوايه على المفاصل والأطراف بواسطة فرشاة مبللة و يجب إعادة تنظيف المفاصل والزوايا بعد 2 أو 3 ساعات من التنظيف الأول

1. The surface is prepared for application. The measurements are taken and marked according to the tread of selected moulding model. Montage line is determined by using a fiber.

La superficie está preparada para la aplicación. Las medidas se toman y marcan de acuerdo a la huella del modelo de moldura seleccionado. La línea de montaje se determina mediante el uso de una fibra.

نقوم بتجهيز السطح وتنظيفه من الاتربة والشوائب ثم نقوم بأخذ القياسات للمكان المراد الصاق البنل عليه بعمل علامات لتحديد مكان الصاق البنل

2. Inner and outer measure are prepared by using a cutting apparatus. Las medidas interior y exterior se preparan utilizando un aparato de corte.

تقطيع الأطوال المناسبة وتجهيزها للتركيب حسب المقاسات المطلوبة بواسطة آلة القطع المناسبة

3. Adhesive must be applied at the joints of the two materials. Se debe aplicar adhesivo en las juntas de los dos materiales.
يجب وضع اللاصق على كلا طرفين نقاط التماس مع الحائط وعلى الزوايا

4. Material is bonded through the marked line. It is paid attention for aligning the joints of materials and interlock the figures.

El material se une a través de la línea marcada. Se presta atención para alinear las juntas de los materiales y entrelazar las figuras.

يتم التركيب والتنسيق من خلال الخط المحدد مسبقا. وكذلك الاهتمام بتناسق مفاصل وتمائل الشكل

5. The burrs on the joints and contacts are corrected by a wet brush. The joints and corners should be retouched after 2 or 3 hours from the first cleaning.

Las rebabas en las juntas y contactos se corrigen con un cepillo húmedo. Las juntas y esquinas deben retocarse pasadas 2 ó 3 horas desde la primera limpieza.

يتم تصحيح الزوايه على المفاصل والأطراف بواسطة فرشاة مبللة.و يجب إعادة تنظيف المفاصل والزوايا بعد ساعتين أو 3 ساعات من التنظيف الأول

XPSL-101



XPSL-102



XPSL-103



XPSL-104



XPSL-105



XPSL-106



XPSL-107



XPSL-108



XPSL-109



Bazı ürünler bulunmayabilir

قد لا تكون بعض المنتجات متوفرة

Some products may not be available

Algunos productos pueden no estar disponibles

50x50 cm – 60x60 cm – 50x100 cm – 60x100 cm – 50x200 cm – 60x200 cm

XPSL-201



XPSL-202




XPSL-203



XPSL-204



XPSL-205




XPSL-206



XPSL-207



XPSL-208



XPS L-209




XPSL-210



XPSL-211



XPSL-212



Bazı ürünler bulunmayabilir
قد لا تكون بعض المنتجات متوفرة

Some products may not be available
Algunos productos pueden no estar disponibles

50x50 cm – 60x60 cm – 50x100 cm – 60x100 cm – 50x200 cm – 60x200 cm


XPSL-213




XPSL-214




XPSL-215




XPSL-216




XPSL-217




XPSL-218




XPSL-219




XPSL-220




XPSL-221



XPSL-222



XPSL-223



XPSL-224



Bazı ürünler bulunmayabilir

Some products may not be available

قد لا تكون بعض المنتجات متوفرة

Algunos productos pueden no estar disponibles

50x50 cm – 60x60 cm – 50x100 cm – 60x100 cm – 50x200 cm – 60x200 cm

XPSL-225



XPSL-226




XPSL-227



XPSL-228



XPSL-229



Bazı ürünler bulunmayabilir
قد لا تكون بعض المنتجات متوفرة


Some products may not be available
Algunos productos pueden no estar disponibles

50x50 cm – 60x60 cm – 50x100 cm – 60x100 cm – 50x200 cm – 60x200 cm

XPSL-229




XPSL-230



XPSL-231



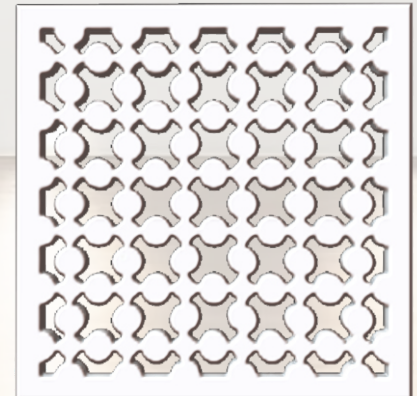
XPSL-232




XPSL-233



XPSL-234



XPSL-235



XPSL-236



XPSL-237



Bazı ürünler bulunmayabilir


Some products may not be available

قد لا تكون بعض المنتجات متوفرة

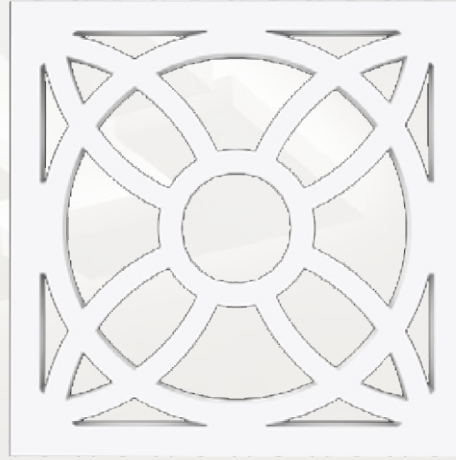
Algunos productos pueden no estar disponibles

50x50 cm – 60x60 cm – 50x100 cm – 60x100 cm – 50x200 cm – 60x200 cm

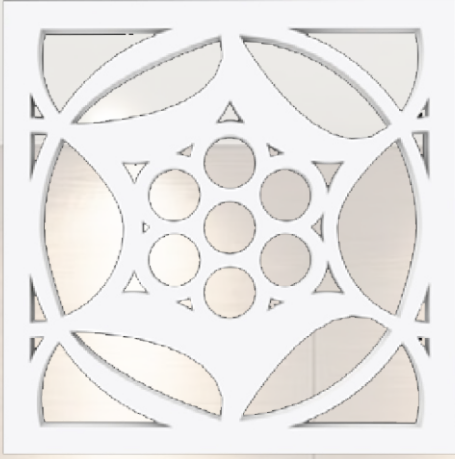
XPSL-238



XPSL-239



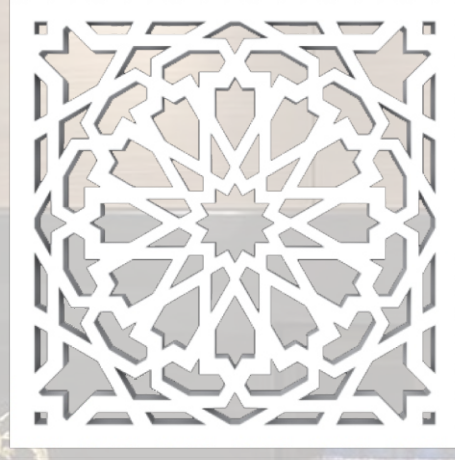
XPSL-240



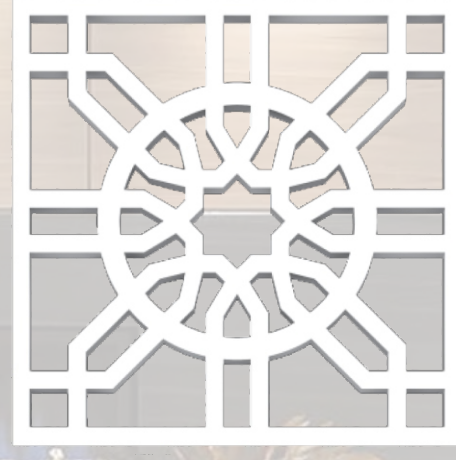
XPSL-241



XPSL-242



XPSL-243



Bazı ürünler bulunmayabilir

Some products may not be available

قد لا تكون بعض المنتجات متوفرة

Algunos productos pueden no estar disponibles

50x50 cm – 60x60 cm – 50x100 cm – 60x100 cm – 50x200 cm – 60x200 cm



İstanbul / Türkiye

www.kanatergroup.com

Phone: +90 552 555 75 52

Export@kanatergroup.com